

## Tariffs U-turn, market U-turn

The art of policymaking is a lot about setting expectations against which all future decisions are assessed. When President Trump famously introduced his extreme tariffs on 'Liberation Day,' markets were obviously concerned. Since then, resilience in US labour markets, better-than-expected earnings, and trade war de-escalation have boosted sentiment. Risk assets have rebounded, and bond yields risen.

Whether this upside on risk assets is sustained depends on economic performance and clarity on trade policies. For bonds, pressure on the long end of the curve will remain due to fiscal issues/high debt notably in the US (not least because of Trump's tax bill) and Japan. For the time being, we upgrade our growth projections for the US, EZ, and China, and downgraded US inflation. More specifically:

- **Growth forecasts upgraded in the US and Eurozone (EZ).** The reduction in tariffs has led us to upgrade our US economic growth numbers (real GDP, year-on-year) slightly from 1.3% to 1.6% for both this year and for 2026. This is still a deceleration when compared with last year, and we think growth will remain below potential and consumption will be weak. In the EZ, growth projections have been upgraded to 0.8% for this year with significant divergences at play for Spain, Italy, France and Germany.
- **The Fed's and ECB's response to any weakness in the economy is key for the markets.** The Fed, as was evident from its most recent decision, will only be reactive. While markets have lowered their expectations of Fed and ECB rate cuts, our views on the Fed and the ECB are unchanged in terms of the number of rate cuts this year.



**VINCENT MORTIER**  
GROUP CIO

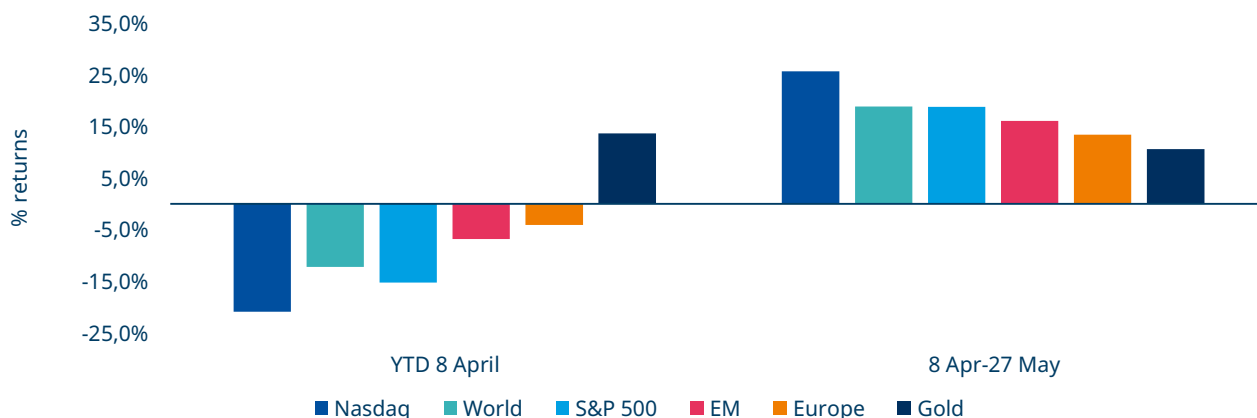


**MONICA DEFEND**  
HEAD OF AMUNDI  
INVESTMENT INSTITUTE



**PHILIPPE D'ORGEVAL**  
DEPUTY GROUP CIO

### Trend reversal or a momentum-driven rally?



*The sustainability of this upside in risk assets depends on the resilience of economic activity, consumer sentiment, business confidence, and trade policies.*

- **Consumer sentiment and inflation expectations are important for US consumption.** We have downgraded our US CPI projection for this year to around 3% owing to a milder-than-expected shock from tariffs. However, consumption could still be affected by the increase in trade tariffs, any potential spending cuts by the US government, and inflation expectations, which could also impact spending patterns.
- **The long-term decoupling between US and China will continue, in our view, even as both would try to ‘manage’ this downward trend in relations and economic linkages.** In terms of growth, we have revised our GDP views upwards for 2025, from 3.9% to 4.3%. Although it may appear that the outlook has almost been completely restored, we emphasise that some damage is irreversible. The uncertainty around trade policy is still high, and this will weigh on private-sector confidence.

**These points on consumption, growth, and inflation suggest a more complex picture than markets are indicating.** For instance, while US inflation pressure may seem to subside, the details around more long-term trade policy decisions would direct the overall inflation trend.

Furthermore, the recent corporate earnings season was above expectations in the US and Europe, and may indicate better prospects for risk assets in the near term. That said, we do not call for a structural re-rating of risk.

## Amundi Investment Institute: a more nuanced policy stance in sight

**Expectations of three rate cuts from the Fed and ECB\* this year**, with the Fed's benchmark rate reaching 3.75% by year end. While we have raised our growth forecasts, we have not changed our views on Fed rate cuts because growth will be below potential in 2025 and 2026, encouraging the Fed to reduce rates even next year. The ECB is also likely to reduce rates thrice (25 bps each), with rates reaching 1.5% by September\*. The Bank of Japan, however, seems to be the only major central bank on a hiking trajectory. We expect rates to increase to 0.75% by Q3.

**Chinese policymakers would like to reserve some ammunition that may be used in later stages.** The result of US-China negotiations diminishes the possibility of a huge fiscal stimulus in Q3, but authorities will still be prone to support growth. On monetary policy, the PBoC's response of cutting rates by 10 bps is milder than we had expected. This is a change from the bank's intention of providing full support to growth that was on display at the beginning of the year. We continue to see two rate cuts of 10 bps, one each in July and September this year.

*Global policymaking is becoming increasingly nuanced. While the Fed will need to consider inflation expectations before cutting rates, the ECB is in a slightly better position, whereas the BOJ is likely to hike rates.*

**MONICA DEFEND**

HEAD OF AMUNDI INVESTMENT INSTITUTE

Against this backdrop, our main investment convictions are:

- **Resurfacing fiscal concerns and government debt issues will affect fixed income markets globally, including Japan.** We are close to neutral on US duration, and are vigilant on any volatility in yields arising out of high inflation expectations, tariffs uncertainty, and debt supply. We stay positive on EU and UK, but are more cautious than before on Japan. In credit, we like high quality, short-dated credit, and prefer the EU to the US.
- **Balanced stance in equities, tilted towards global markets.** US equity losses have recovered, with valuations now above long-term averages following recent gains. Regionally, we prefer Europe and the UK, while in the US, growth names appear highly sentiment-driven.
- **The easing of trade tensions is beneficial for emerging markets,** but we do not yet know the status of tariffs after the 90-day pause. Overall, disinflation trends in the US, Federal Reserve easing, and a weakening dollar paint a positive picture for emerging market assets.
- **Tactical rebalancing and strengthening of hedges** in multi asset. Economic growth prospects are not very exciting, but they are still decent, and earnings growth, while weaker than before, is still in positive territory. This allows us to maintain a constructive stance on risk assets through equities where we are slightly more positive on US in the short term.

*The ongoing US-China competition will create volatility and opportunities. Hence, we seek value in dislocated segments for enhanced returns while maintaining protections.*

## Overall risk sentiment

Risk off

Risk on



We have carried out some adjustments to our views to take into account the changing macro and market dynamics, but our overall risk stance remains unchanged and positive.

### Changes versus previous month

- **Fixed income:** more cautious on Japanese duration; slightly less positive on the EU.
- **Emerging markets:** now positive on equities in EM Asia; marginally less optimistic on Indian stocks, but long-term case remains strong.
- **Multi asset:** upgraded DM equities tactically, with enhanced hedges.
- **FX:** downgraded GBP and upgraded USD to neutral, although we believe over the long term dollar weakness will persist.

*Overall risk sentiment is a qualitative view towards risk assets (credit, equity, commodities) expressed by the various investment platforms and shared at the global investment committee. Our stance may be adjusted to reflect any change in the market and economic backdrop.*

ECB= European Central Bank, DM= Developed Markets, EM = Emerging Markets, CBs = central banks, IG = investment grade, HY = high yield, HC = Hard Currency, LC = Local Currency. For other definitions see the last page of this document.



FIXED INCOME

AUTHORS

AMAURY  
D'ORSAY  
HEAD OF  
FIXED INCOME

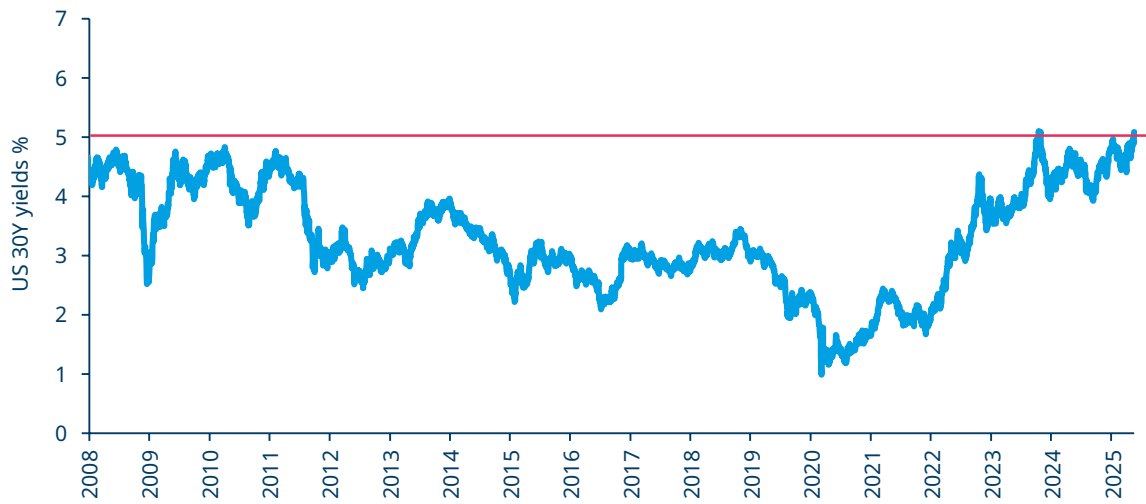
Deficit concerns driving the long end

US CPI inflation and wage growth seem to be under control, but bond vigilantes are up and taking note of the high fiscal deficit and debt (huge amount of US debt maturing this year), and inflation expectations. The boost to economic growth from lower tariffs is also driving yields upwards. In an environment of a sharp increase in yields across the DM, we maintain our global and selective approach.

At the same time, we are monitoring the hard data coming out of Europe, particularly in Germany and UK, and how will the ECB and the BoE will respond. For the time being, we think ECB's job is easier than the Fed's, which is facing relatively high inflation risks. Overall, we remain mildly positive on duration, and keep our curve steepening stance in the US.

Duration and yield curves	Corporate credit	FX
<ul style="list-style-type: none"><li>▪ We are constructive on duration overall, but have slightly reduced our view on the EU-core as the region's economy should start to benefit from the ECB's cuts.</li><li>▪ On peripherals and UK duration, our positive stance is unchanged.</li><li>▪ In US, we see steepening opportunities on the 5Y-30Y curve.</li><li>▪ On Japan, we have further raised our cautious stance.</li></ul>	<ul style="list-style-type: none"><li>▪ Credit continues to offer attractive yield, and will likely benefit from decent economic growth and continued monetary easing.</li><li>▪ We retain our preference for high quality (IG over HY), short term maturities, but are generally cautious on long-dated credit.</li><li>▪ Regionally, we favour the EU over the US, and are neutral on UK credit.</li><li>▪ At a sector level, we like banks and BBB-rated securities.</li></ul>	<ul style="list-style-type: none"><li>▪ On the USD, we have moved to a neutral stance in a highly volatile environment. The correlation between the dollar and US rates has turned positive. Hence, the currency may no longer be as effective a diversifier as before. But international interest in USD is still high, and we could see some near-term consolidation.</li><li>▪ We have moved neutral on GBP, but given the fluid situation, we stay active.</li></ul>

US 30-year yields reached 5% in May, volatility will continue



Source: Amundi Investment Institute, US Treasury, Bloomberg, as of 22 May 2025.

EQUITIES

AUTHORS

Ambiguity on tariffs will affect valuations

The temporary understanding between the US and China has provided relief to the markets, thus allowing for a rebound. However, corporate guidance from the earnings season confirms our view that more clarity is needed for businesses to make investment decisions and assess the impact on their future earnings. Any deterioration in labour markets and inflation expectations that stay high for long periods will likely affect spending patterns and stock valuations.

**BARRY GLAVIN**  
HEAD OF EQUITY  
PLATFORM

As a result, volatility is likely to continue, and we aim to address this through our fundamentals driven bottom-up approach that compares current valuations with a company's future earnings prospects. We find such quality businesses across Europe, the UK and in Asia. At the same time, we tend to minimise this volatility through exploring strong business models that will be less affected by the ongoing uncertainty around international trade.

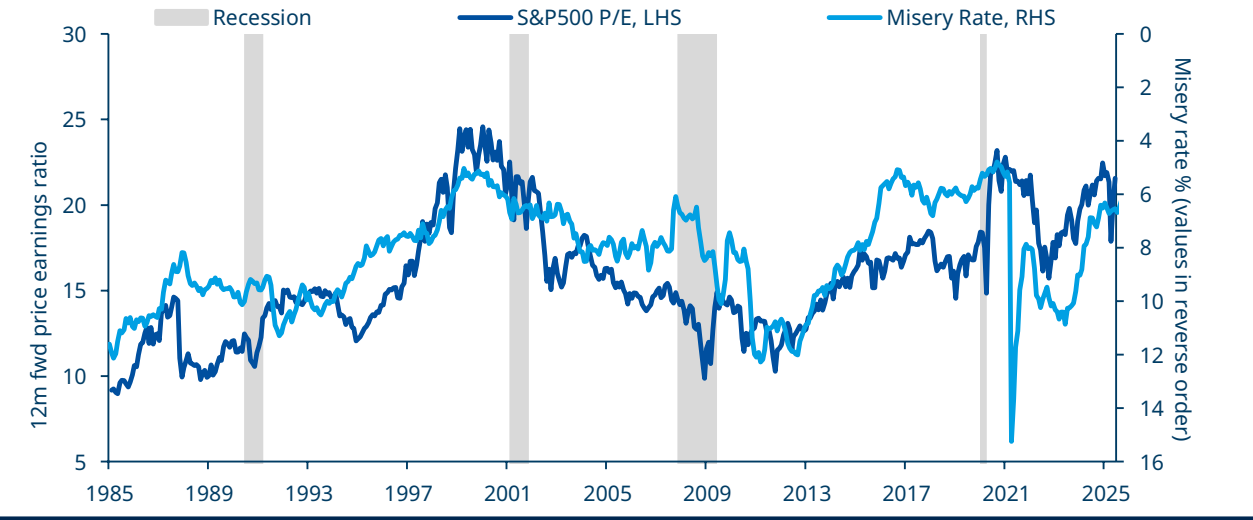
Global convictions

- The corporate earnings season has played out better than expected in the US and Europe. **But on the US, we stay cautious overall because of concentration and valuations risks.** That said, we keep our bottom-up approach and are exploring quality industrial segments and defensive businesses that are priced well.
- In **Europe we stay constructive** as they offer better valuation protection. The UK seems to have positioned itself well amid the ongoing tariff uncertainty with the US.
- In **Japan, we maintain our positive stance** due to the continuing corporate reforms and drive to improve profitability and capital returns.

Sector and style convictions

- **We maintain our barbell stance, with defensive and cyclical sectors.** In Europe, consumer staples and health care stocks are favoured. At the other end, we like select quality cyclical sectors that show better valuation now. In addition, we see opportunities in banks with strong balance sheets and attractive dividend yields.
- **In the US, we prefer value and quality** names that are relatively insulated from President Trump’s uncertain policies. We also like large cap banks that may benefit from a steepening yield curve, and potentially benign regulatory changes and lower taxes under the Trump administration.

Downside risks to growth and upside risks to inflation could weigh on stocks



Source: Amundi Investment Institute, DataStream, as of 12 May 2025. Misery rate = calculated by summing up the unemployment rate and CPI inflation. A higher misery rate may potentially translate into lower stock valuations.

## EMERGING MARKETS

## AUTHORS

## De-escalation is supportive of EM

Fed easing and dollar weakening paint a positive picture for EM. We are also seeing growing optimism following the better-than-expected initial outcome of the US-China trade negotiations, but elements of worry remain. Issues such as the status of tariffs after the 90-day period, the unpredictability around President Trump's negotiation, and the recent downgrade of US ratings may create volatility.

In China, the sentiment has improved, and we are assessing how sustainable that is, as we progress along the negotiation period. At the same time, the absence of a fiscal bazooka prevents us from taking a strong position on the country yet. We maintain our bottom-up approach of selecting value across the EM world in equities as well as debt.

**YERLAN  
SYZDYKOV**

GLOBAL HEAD OF  
EMERGING MARKETS

## EM bonds

- **We stay positive on HC and LC debt.** The latter should benefit from continued global disinflation and rate cuts by EM central banks. In addition, EM should now have lower inflation impulse from lower tariffs, and this gives further impetus to LC debt. Specifically, we like Latin American countries such as Brazil, Mexico, Peru.
- **Country-wise**, we are close to neutral on Chinese bonds, and are positive on India amid continued disinflation.
- In FX, volatility (such as that seen in the Taiwan dollar) will continue if Trump uses revaluation of currencies as a negotiation tool.

## EM equities

- **We are slightly more positive on EM Asia** after the temporary easing of trade tensions that also improve prospects for Taiwan's tech sector. While we are positive on India on a long-term basis, we see some weakness around private capex and high market valuations in the near term.
- **In emerging EMEA**, we stay constructive overall, and like emerging Europe due to robust growth in broader Europe.
- **In LatAm**, we are positive on Brazil and Mexico. We realise that a rebound in the region is in an advanced stage, but LatAm is relatively less affected by the volatility from US trade tariffs.

## Main convictions from Asia

**Short-term relief.** Asian markets reacted positively to the US-China tariff agreement to lower tariffs from ultra-prohibitive levels. However, that hasn't stopped the changing market narrative on US exceptionalism. We think this may trigger higher demand for protection against USD weakness from Asian institutions. In addition, elevated macro uncertainty may hamper corporate investment decisions in the near term. But it is unlikely to alter Asian companies' medium-term desire to redeploy supply chains in adapting to changing order of the global economy.

**Asian fixed income.** A weaker US dollar opens the door for Asian central banks to cut rates as inflation is under control. We think the spread between EM Asia government bonds and US Treasuries has room to compress further, making Asian bonds attractive from a total return perspective in local currency terms. For corporate credit, we continue to prefer quality IG names as stable income generators, and we stay selective on HY bonds.

**Asian equities.** Selectivity is crucial as valuations are becoming stretched again following the swift rebound. We remain focused on domestic markets in China, India, and the Philippines, in light of a moderate growth slowdown expected across the region. Investors should focus on opportunities in both undervalued segments, such as Indonesian banks, as well as growth areas, such as the downstream sector (software, applications, cloud services etc.) in the Chinese artificial intelligence space.

MULTI-ASSET

Rebalance in momentum-led markets

While the worst-case scenario in terms of tariffs on US and Chinese exports has been avoided, we think there is still huge uncertainty with respect to trade policies, growth/inflation, and earnings in H2. There are renewed concerns over fiscal deficit and government debt. For the time being, the US economy and labour markets are showing strength. **Hence, we have tactically rebalanced our risk stance in markets, which are being driven by momentum currently. We also think investors should consider this as an opportunity to strengthen their hedges.**

In DM equities, on the one hand we have marginally upgraded US equities on positive sentiment following the trade truce and support from recent large-cap earnings. We also have a slight positive stance on US mid-caps due to their valuations. On the other hand, we believe volatility is high and offers a chance to selectively reinforce protections, for instance in the EZ, where we stay positive. Finally, the UK allows for a good diversification within the European space. In EM, our positive tilt is maintained through China. We have slightly adjusted our stance towards Chinese tech and segments that may benefit from potentially additional liquidity and fiscal support.

Our constructive view on duration is maintained, but increasingly we prefer segments that are less affected by rising deficits. In the US, we have a small positive stance on the 5Y, and are also positive on core-EU, peripherals and the UK. Disinflation in Europe should continue amid lower energy costs, allowing the ECB to cut rates. On Japan, we are cautious and believe yen appreciation is complicating matters for the BoJ. In addition, we see value in EM spreads amid decent carry.

Fading USD exceptionalism continues to play out, but it may not be linear. We are positive on EUR/USD and on JPY/USD. Overall, we like gold, and have enhanced our views on equity safeguards in Europe.

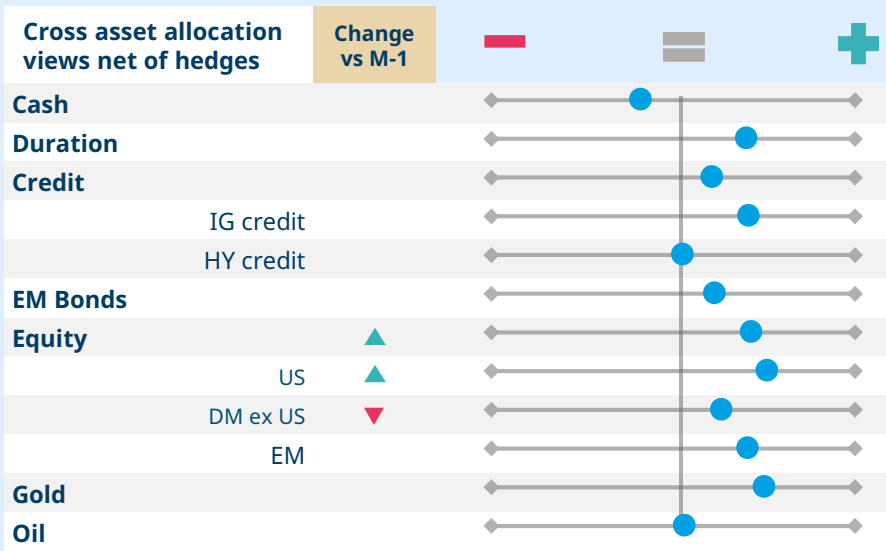
AUTHORS

FRANCESCO SANDRINI  
HEAD OF MULTI-ASSET STRATEGIES

JOHN O'TOOLE  
HEAD OF MULTI-ASSET INVESTMENT SOLUTIONS

*“We believe the recent rebound in risk assets is an opportunity to reinforce protections and tactically adjust the stance towards more resilient segments of the market.”*

Amundi Multi Asset Investment Views\*



▼ Downgrade vs previous month  
▲ Upgrade vs previous month

Source: Amundi, as of 30 May 2025. Changes M-1 include from previous month. The table represents the main investment convictions (including hedging) of the Multi Asset Platforms. \*The views are expressed relative to a Reference Asset Allocation (with benchmark 45% equity, 45% bonds, 5% commodities, 5% cash) with “=” being neutral. The + and – may not sum-up due to potential use of derivatives in the implementation. This is an assessment at a specific time, and it can be subject to change at any time. This information is not intended to be a forecast of future results and should not be relied upon by the reader as research, investment advice or a recommendation regarding any fund or any security in particular. This information is for illustrative purposes and does not represent the actual current, past or future asset allocation or portfolio of any Amundi product.

Amundi views by asset classes

Equity Views

Equities	Change vs M-1	---	--	-	-/=	=	=/+	+	++	+++
US					◆					
<i>US Growth</i>			◆							
<i>US Value</i>							◆			
Europe								◆		
<i>Europe SMID</i>								◆		
Japan							◆			
EM							◆			
Global Factors	Change vs M-1	---	--	-	-/=	=	=/+	+	++	+++
Growth					◆					
Value							◆			
Small Cap						◆				
Quality						◆				

Fixed Income Views

Duration	Change vs M-1	---	--	-	-/=	=	=/+	+	++	+++
US						◆				
EU	▼						◆			
UK								◆		
Japan	▼			◆						
Overall							◆			
Credit	Change vs M-1	---	--	-	-/=	=	=/+	+	++	+++
US IG						◆				
US HY				◆						
EU IG								◆		
EU HY						◆				
Overall							◆			
FX	Change vs M-1	---	--	-	-/=	=	=/+	+	++	+++
USD	▲					◆				
EUR						◆				
GBP	▼					◆				
JPY								◆		
CNY				◆						

▼ Downgrade vs previous month

▲ Upgrade vs previous month

Source: Summary of views expressed at the most recent global investment committee (GIC) held **22 May 2025**. The table shows absolute views on each asset class and are expressed on a 9 scale range, where = refers to a neutral stance. This material represents an assessment of the market at a specific time and is not intended to be a forecast of future events or a guarantee of future results. This information should not be relied upon by the reader as research, investment advice or a recommendation regarding any fund or any security in particular. This information is strictly for illustrative and educational purposes and is subject to change. This information does not represent the actual current, past or future asset allocation or portfolio of any Amundi product. FX table shows absolute FX views of the GIC.



Emerging Markets Views

EM Bonds	Change vs M-1	---	--	-	-/=	=	=/+	+	++	+++
China govt.						◆				
India govt.								◆		
EM HC								◆		
EM LC									◆	
EM corp.								◆		
EM Equity	Change vs M-1	---	--	-	-/=	=	=/+	+	++	+++
EM							◆			
<i>EM Asia</i>	▲						◆			
<i>Latin America</i>								◆		
<i>Emerging EMEA</i>								◆		
EM-ex China							◆			
China						◆				
India	▼						◆			

Source: Summary of views expressed at the most recent global investment committee (GIC) held 22 May 2025.

▼ Downgrade vs previous month  
▲ Upgrade vs previous month

DEFINITION ABBREVIATIONS

Currency abbreviations: USD – US dollar, BRL – Brazilian real, JPY – Japanese yen, GBP – British pound sterling, EUR – Euro, CAD – Canadian dollar, SEK – Swedish krona, NOK – Norwegian krone, CHF – Swiss Franc, NZD – New Zealand dollar, AUD – Australian dollar, CNY – Chinese Renminbi, CLP – Chilean Peso, MXN – Mexican Peso, IDR – Indonesian Rupiah, RUB – Russian Ruble, ZAR – South African Rand, TRY – Turkish lira, KRW – South Korean Won, THB – Thai Baht, HUF – Hungarian Forint.

IMPORTANT INFORMATION

The MSCI information may only be used for your internal use, may not be reproduced or disseminated in any form and may not be used as a basis for or a component of any financial instruments or products or indices. None of the MSCI information is intended to constitute investment advice or a recommendation to make (or refrain from making) any kind of investment decision and may not be relied on as such. Historical data and analysis should not be taken as an indication or guarantee of any future performance analysis, forecast or prediction. The MSCI information is provided on an “as is” basis and the user of this information assumes the entire risk of any use made of this information. MSCI, each of its affiliates and each other person involved in or related to compiling, computing or creating any MSCI information (collectively, the “MSCI Parties”) expressly disclaims all warranties (including, without limitation, any warranty of originality, accuracy, completeness, timeliness, non-infringement, merchantability and fitness for a particular purpose) with respect to this information. Without limiting any of the foregoing, in no event shall any MSCI Party have any liability for any direct, indirect, special, incidental, punitive, consequential (including, without limitation, lost profits) or any other damages. (www.msccibarra.com). The Global Industry Classification Standard (GICS) SM was developed by and is the exclusive property and a service mark of Standard & Poor's and MSCI. Neither Standard & Poor's, MSCI nor any other party involved in making or compiling any GICS classifications makes any express or implied warranties or representations with respect to such standard or classification (or the results to be obtained by the use thereof), and all such parties hereby expressly disclaim all warranties of originality, accuracy, completeness, merchantability or fitness for a particular purpose with respect to any of such standard or classification. Without limiting any of the foregoing, in no event shall Standard & Poor's, MSCI, any of their affiliates or any third party involved in making or compiling any GICS classification have any liability for any direct, indirect, special, punitive, consequential or any other damages (including lost profits) even if notified of the possibility of such damages.

**This document is solely for informational purposes.** This document does not constitute an offer to sell, a solicitation of an offer to buy, or a recommendation of any security or any other product or service. Any securities, products, or services referenced may not be registered for sale with the relevant authority in your jurisdiction and may not be regulated or supervised by any governmental or similar authority in your jurisdiction. Any information contained in this document may only be used for your internal use, may not be reproduced or redisseminated in any form and may not be used as a basis for or a component of any financial instruments or products or indices. Furthermore, nothing in this document is intended to provide tax, legal, or investment advice. Unless otherwise stated, all information contained in this document is from Amundi Asset Management S.A.S. and is as of 4 June 2025. Diversification does not guarantee a profit or protect against a loss. This document is provided on an “as is” basis and the user of this information assumes the entire risk of any use made of this information. Historical data and analysis should not be taken as an indication or guarantee of any future performance analysis, forecast or prediction. The views expressed regarding market and economic trends are those of the author and not necessarily Amundi Asset Management S.A.S. and are subject to change at any time based on market and other conditions, and there can be no assurance that countries, markets or sectors will perform as expected. These views should not be relied upon as investment advice, a security recommendation, or as an indication of trading for any Amundi product. Investment involves risks, including market, political, liquidity and currency risks. Furthermore, in no event shall Amundi have any liability for any direct, indirect, special, incidental, punitive, consequential (including, without limitation, lost profits) or any other damages due to its use. Change in tariffs assumptions (as on 13 May 2025). Tariffs are 10% universal, 30% on China (20% Fentanyl and 10% reciprocal) from 100% on China and 10% on the RoW. Sectoral tariffs exemptions (under the Section 232) mildly reduce the face value tariffs (Steel and Aluminium, Auto and Auto Parts). That results in US Average tariffs around 12%/13% and tariffs on China at around 40% (including tariffs from Trump 1.0).

Date of first use: 4 June 2025. DOC ID: 4285688

Document issued by Amundi Asset Management, “société par actions simplifiée”- SAS with a capital of €1,143,615,555 - Portfolio manager regulated by the AMF under number GP04000036 - Head office: 91-93 boulevard Pasteur, 75015 Paris - France - 437 574 452 RCS Paris - [www.amundi.com](http://www.amundi.com).

Photo credit: Unya-MT @gettyimages

Marketing material for professional investors

**In an increasing complex and changing world, investors need to better understand their environment and the evolution of investment practices in order to define their asset allocation and help construct their portfolios.** This environment spans across economic, financial, geopolitical, societal and environmental dimensions. To help meet this need, Amundi has created the Amundi Investment Institute. This independent research platform brings together Amundi's research, market strategy, investment themes and asset allocation advisory activities under one umbrella; the Amundi Investment Institute. Its aim is to produce and disseminate research and Thought Leadership publications which anticipate and innovate for the benefit of investment teams and clients alike.

## Visit the Research Center

## Trust must be earned