

AMUNDI FUND SOLUTIONS ICAV SELECT INVESTMENT GRADE BOND - QI3 EUR

FACTSHEET

Marketing
Communication

31/03/2025

BOND ■

Objective and Investment Policy

The Sub-Fund seeks to increase the value of investment and to provide income over the recommended holding period.

The Sub-Fund seeks to achieve its investment objective by investing mainly in Euro denominated Investment Grade corporate and government bonds (fixed or floating rate), that are listed or traded on a Permitted Market. The Sub-Fund may invest up to 10% of its assets in Euro denominated Investment Grade Emerging Markets corporate bonds. The maturity of the above listed instruments will be not longer than 10 years. The Fund may also hold cash and instruments that may be readily converted to cash (including cash deposits, European treasury bills and government bonds, short-term corporate bonds, commercial paper, short term Money Market Instruments and certificates of deposit). The Sub-Fund will not use derivatives.

Benchmark : The Sub-Fund is actively managed and is not managed in reference to a benchmark.

Management Process : The Investment Manager determines the investable universe for the Sub-Fund using an investment process which is based on a combination of a bottom up analysis of an issuer and its industry's fundamentals and a top-down analysis of macroeconomic developments to manage the overall portfolio risk. This is a non-distributing share class. Investment income is re-invested. The minimum recommended holding period is 3 years. Investors may sell on demand on any business day in Ireland.

Returns (Source: Fund Admin) - Past performance does not predict future returns

Performance evolution (rebased to 100) from 01/04/2021 to 31/03/2025* (Source: Fund Admin)



Rolling performances * (Source: Fund Admin)

	YTD	1 month	3 months	1 year	3 years	5 years	10 years	Since
Since	31/12/2024	28/02/2025	31/12/2024	28/03/2024	31/03/2022	-	-	01/04/2021
Portfolio	0.72%	-0.14%	0.72%	5.31%	2.20%	-	-	-4.27%

Calendar year performance * (Source: Fund Admin)

	2024	2023	2022	2021	2020
Portfolio	5.46%	8.25%	-16.34%	-	-

* Source: Fund Admin. The above results pertain to full 12-month period per calendar year. All performances are calculated net income reinvested and net of all charges taken by the Sub-Fund and expressed with the round-off superior. The value of investments may vary upwards or downwards according to market conditions.

Key Information (Source: Amundi)

Net Asset Value (NAV) : 957.72 (EUR)
NAV and AUM as of : 31/03/2025
Assets Under Management (AUM) : 128.17 (million EUR)
ISIN code : IE00BN2B2D83
Bloomberg code : AMIGBQC ID
Benchmark : None
Morningstar Overall Rating © : 3
Morningstar Category © : EUR DIVERSIFIED BOND
Number of funds in the category : 1297
Rating date : 31/03/2025

Risk Indicator (Source : Fund Admin)



The risk indicator assumes you keep the product for 3 years.
The summary risk indicator is a guide to the level of risk of this product compared to other products. It shows how likely it is that the product will lose money because of movement in the markets or because we are not able to pay you.

We have classified this product as 3 out of 7, which is medium-low risk class. This rates the potential losses from future performance at a medium-low level, and poor market conditions are unlikely impact our capacity to pay you. Additional risks: Market liquidity risk could amplify the variation of product performances. This product does not include any protection from future market performance so you could lose some or all of your investment. Beside the risks included in the risk indicator, other risks may affect the Sub-Fund's performance. Please refer to the Amundi Funds Solutions ICAV prospectus.

BOND



Sarah Donnelly

Senior Portfolio Manager – Absolute
Return & Investment Solutions

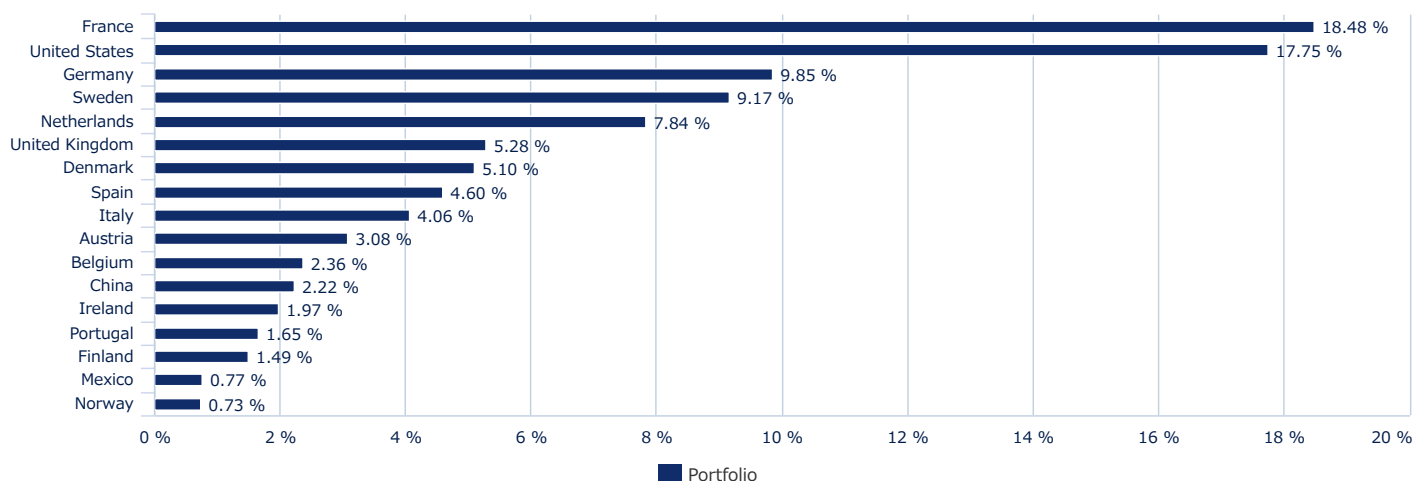
Sub-Fund Statistics (Source: Amundi)

	Portfolio
Yield to Maturity	3.04%
Duration	2.36

Risk analysis (rolling) (Source: Fund Admin)

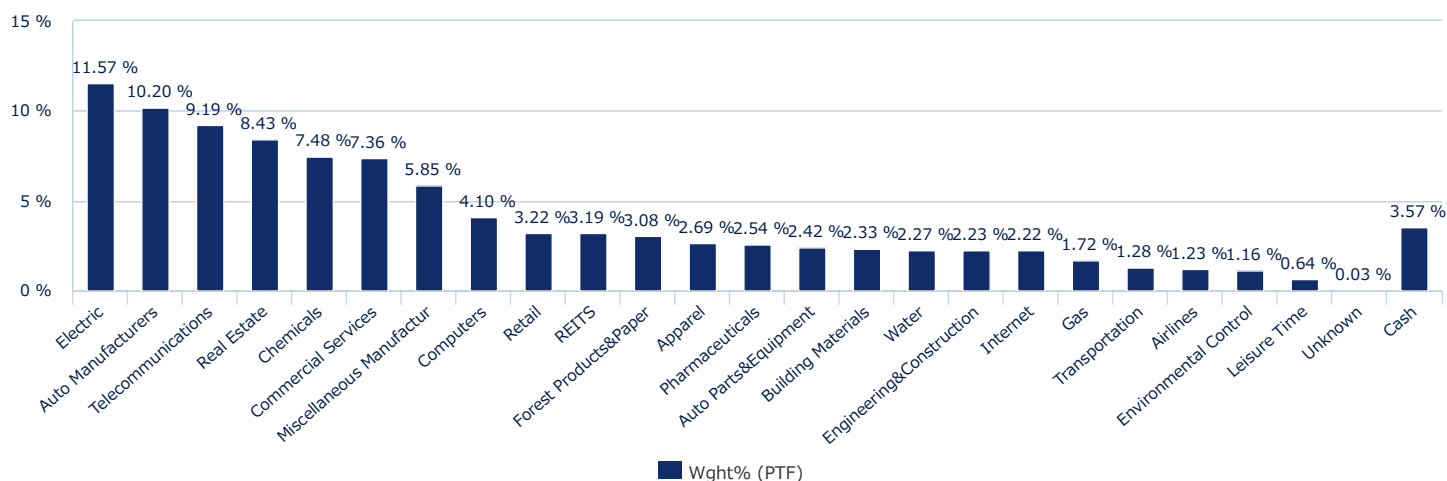
	1 year	3 years	5 years
Portfolio volatility	1.79%	4.43%	-
Sharpe ratio	1.09	-0.42	-

Geographical breakdown (Source: Amundi) *



* Mutual Fds MM & Cash excluded

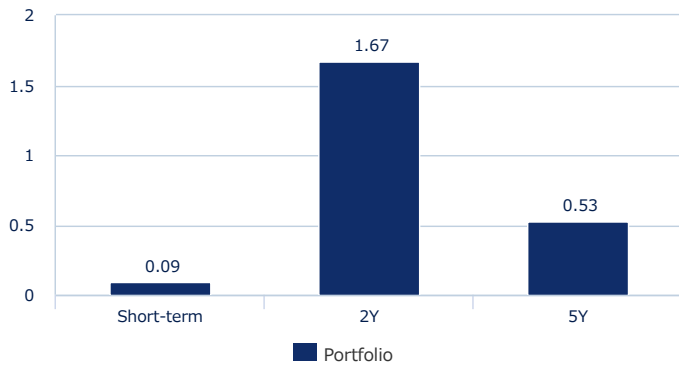
Portfolio breakdown by sector (Source: Amundi)



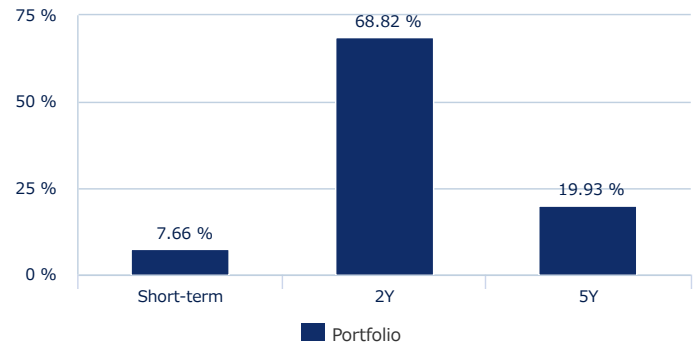
BOND ■

Portfolio breakdown by maturity (Source: Amundi)

Modified duration (Source: Amundi)



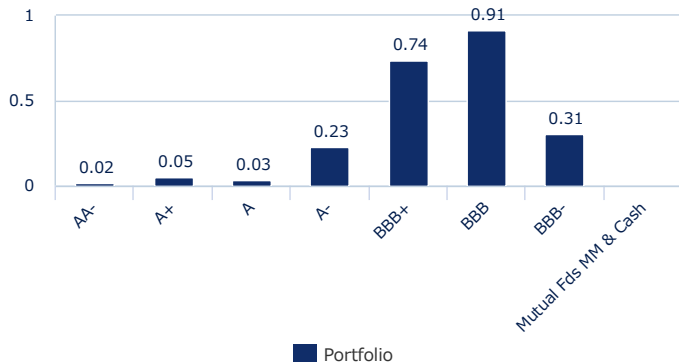
% of assets (Source : Amundi) *



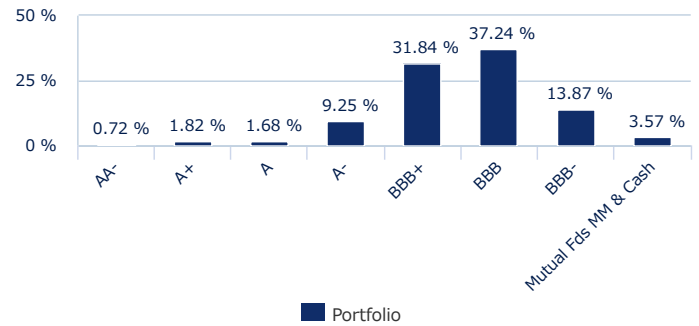
* The total can be different by up to 100% as deferred cash is excluded

Portfolio breakdown by credit rating (Source: Amundi)

Modified duration (Source: Amundi)



% of assets (Source : Amundi) *



* The total can be different by up to 100% as deferred cash is excluded

Main issuers (Source: Amundi)

	Amundi Paris	Country	% asset	Mod. duration
Sovereigns	-	-	-	-
Corporate	-	-	-	-
GRAND CITY PROPERTIES SA	Real-Estate	Germany	2.85%	0.07
AYVENS SA	Automobiles	France	4.51%	0.12
HEIMSTADEN BOSTAD TREASURY BV	Real-Estate	Sweden	3.38%	0.05
DXC CAPITAL FUNDING DAC	Telecom/Techno	United States	2.94%	0.06
AT&T INC	Telecom/Techno	United States	3.56%	0.10
PANDORA A/S	Consumer	Denmark	3.22%	0.08
TELE2 AB	Telecom/Techno	Sweden	3.38%	0.09
PVH CORP	Consumer	United States	2.69%	0.06
STELLANTIS NV	Automobiles	Netherlands	3.74%	0.06
MONDI FINANCE EUROPE GMBH	Chemicals	Austria	3.08%	0.08
GENERAL MOTORS FINANCIAL CO IN	Automobiles	United States	2.41%	0.06
AUTOLIV INC	Automobiles	Sweden	2.42%	0.06
HERAEUS FINANCE GMBH	Capital goods	Germany	2.78%	0.05
SYENSCO SA	Chemicals	Belgium	2.36%	0.05
SMITHS GROUP PLC	Capital goods	United Kingdom	3.08%	0.05

BOND ■

Information (Source: Amundi)

Fund structure	ICAV Irish
Management Company	Amundi Ireland Limited
Custodian	Société Générale S.A., Dublin Branch
Sub-fund launch date	14/10/2020
Share-class inception date	14/10/2020
Sub-fund reference currency	EUR
Share-class reference currency	EUR
Type of shares	Accumulation
ISIN code	IE00BN2B2D83
Bloomberg code	AMIGBQC ID
Minimum first subscription / subsequent	150,000,000 Euros / 1 thousandth(s) of (a) share(s)
Frequency of NAV calculation	Daily
Dealing times	Orders received each day D day before 1:00 pm CET
Entry charge (maximum)	0.00%
Performance fees	No
Exit charge (maximum)	0.00%
Management fees and other administrative or operating costs	0.24%
Transaction costs	0.17%
Conversion charge	
Minimum recommended investment period	3 years

Important information

This document is of an informative, non-contractual and simplified nature. The main characteristics of the funds are mentioned in the legal documentation available on the AMF website or on request made to the main offices of the management company. The legal documentation will be sent to you prior to subscribing to a fund. The duration of the Fund is unlimited. To invest means to assume risks: the values of PPCVM stocks and shares are subject to market fluctuations and investments made may vary both upwards and downwards. Therefore, POCVM subscribers may lose all or part of the capital initially invested. Any person interested in investing in an OPCVM should, preferably prior to subscription, to ensure this is in accordance with their pertaining legislation as well as the tax consequences of such an investment and have knowledge of the valid legal documents of each OPCVM. The source of the data contained in this document is Amundi, unless otherwise mentioned. The date of the data contained herein is that indicated in the MONTHLY REPORT, unless otherwise stated.