

FAM SERIES UCITS ICAV - AMUNDI STRATEGIC BOND FAM FUND - A

FACTSHEET

31/03/2024

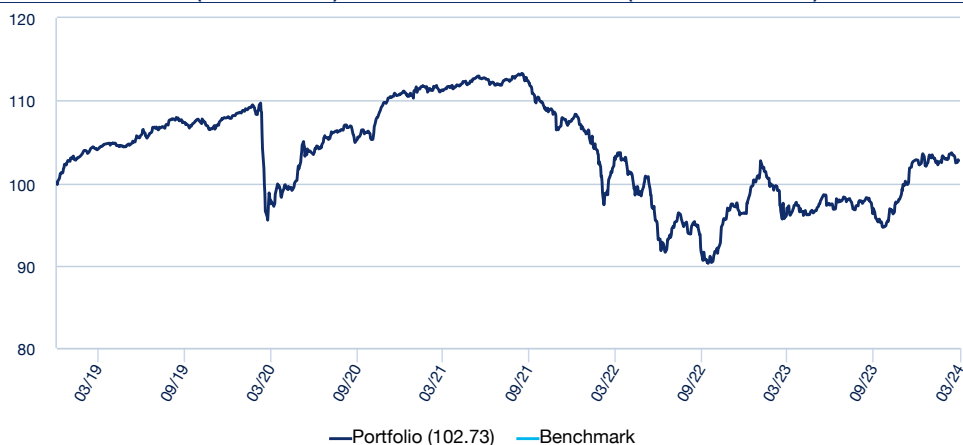
BOND ■

Key Information (Source: Amundi)

Net Asset Value (NAV) : **101.02 (EUR)**
NAV and AUM as of : **28/03/2024**
Assets Under Management (AUM) :
113.25 (million EUR)
ISIN code : **IE00BFXY3G07**
Benchmark : **None**

Returns (Source: Fund Admin) - Past performance does not predict future returns

Performance evolution (rebased to 100) from 02/01/2019 to 28/03/2024* (Source: Fund Admin)



Annualised Returns * (Source: Fund Admin)

	YTD	1 month	3 months	1 year	3 years	5 years	Since
Since	29/12/2023	29/02/2024	29/12/2023	31/03/2023	31/03/2021	29/03/2019	02/01/2019
Portfolio	-0.08%	-0.14%	-0.08%	6.02%	-2.61%	-0.25%	0.52%

Calendar year performance * (Source: Fund Admin)

	2023	2022	2021	2020	2019
Portfolio	6.67%	-10.54%	-2.73%	2.53%	-

* Source : Fund Admin. Returns are annualised returns for periods exceeding 1 year (365 days basis). The above results pertain to full 12-month period per calendar year. All performances are calculated net income reinvested and net of all charges taken by the Sub-Fund. The value of investments may vary upwards or downwards according to market conditions.

Sub-Fund Statistics (Source: Amundi)

	Portfolio
Yield	11.60%
Modified duration ¹	5.09
SWMD ²	17.55
Average rating ³	BB-
Total portfolio holdings	229
Issuer number	155

¹ Modified duration (in points) estimates a bond portfolio's percentage price change for 1% change in yield

² SWMD : spread-weighted modified duration

³ Based on cash bonds and CDS but excludes other types of derivatives

Performance analytics (Source: Fund Admin)

	Inception to date
Maximum drawdown	-20.32%
Recovery period (days)	-
Worst month	03/2020
Lowest return	-9.69%
Best month	11/2022
Highest return	5.70%

Risk analysis (rolling) (Source: Fund Admin)

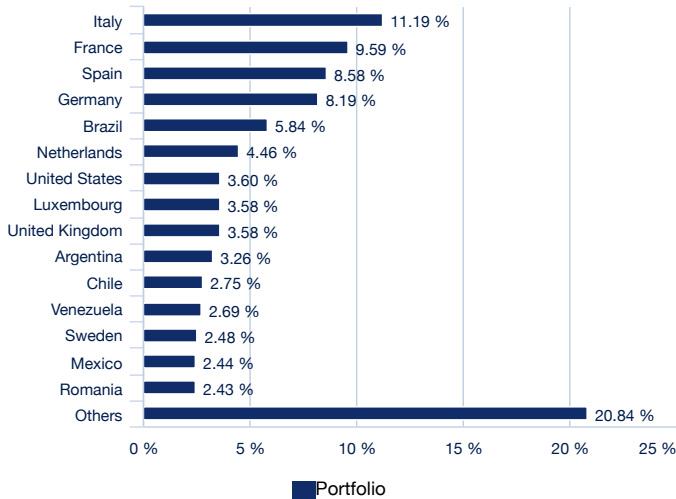
	1 year	3 years	5 years
Portfolio volatility	6.00%	7.32%	7.53%
Sharpe ratio	0.39	-0.54	-0.11

BOND

Portfolio breakdown by country (Source: Amundi)

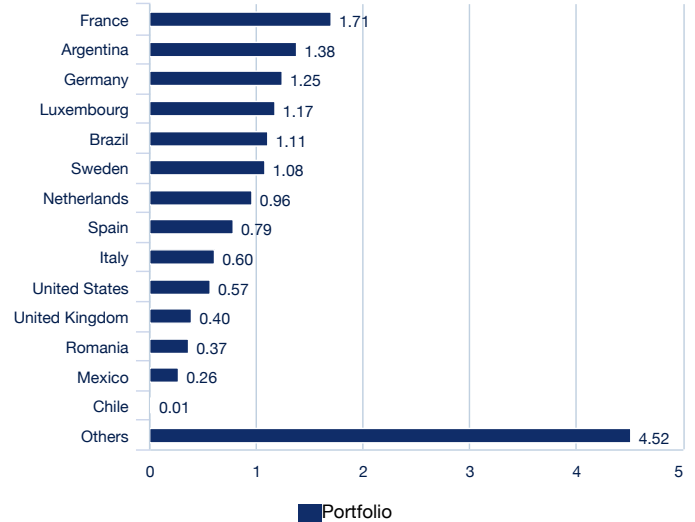
Portfolio breakdown by country (Source: Amundi) *

% of assets



* Includes derivatives & credit default swaps.

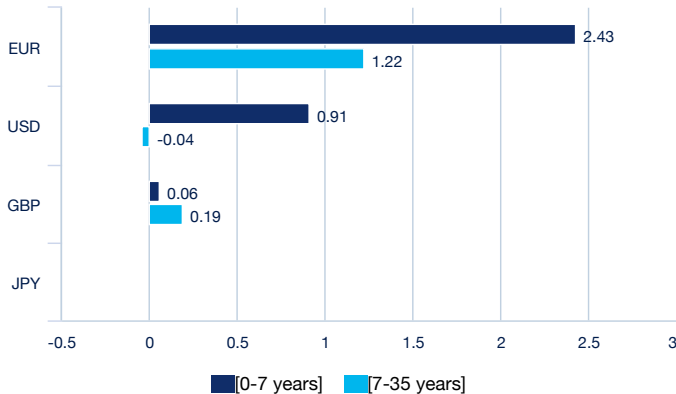
Spread Weighted Modified Duration (SWMD) (% , source: Amundi) *



* Includes derivatives & credit default swaps.

Global risk allocation per yield curve segment (Source: Amundi) *

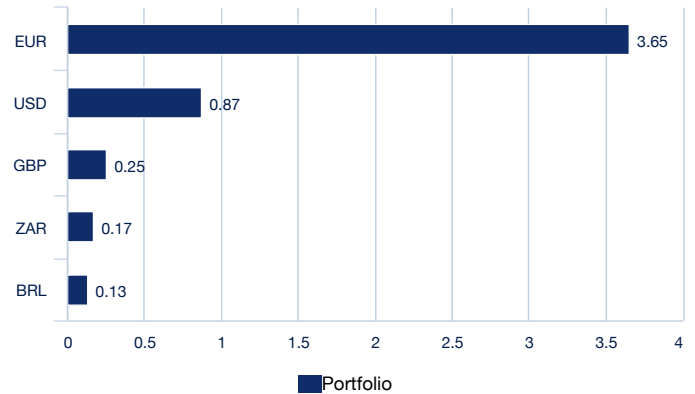
Modified duration (Source: Amundi)



* Includes derivatives

Global risk allocation per yield curve (Source: Amundi) ***

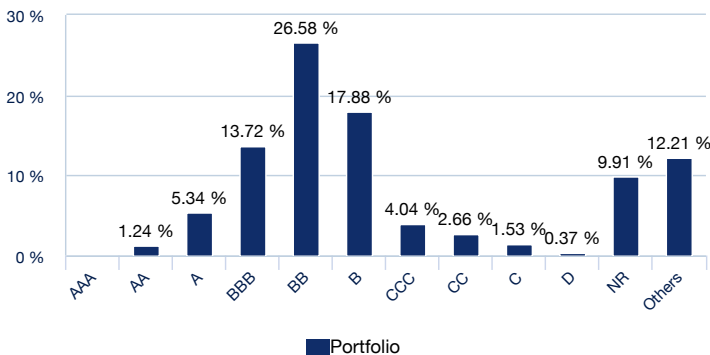
Modified duration (Source: Amundi)



*** Includes derivatives

Portfolio breakdown by credit rating (Source: Amundi) *

% of assets



* Includes Credit Default Swaps

Breakdown by rating & sector (Source: Amundi) *

	Investment grade	Speculative grade
	% of assets	% of assets
IR Swap	-	0.26%
Emerging govt. related	-	1.65%
Emg sovereign (external)	3.98%	2.48%
Emg sovereign (local)	1.74%	-
Others	0.00%	1.70%
Industrials	0.36%	42.75%
Securitized	1.24%	-
Treasuries	0.56%	-
Utilities	1.50%	1.46%
Financials	10.91%	24.89%
Total	20.29%	75.18%

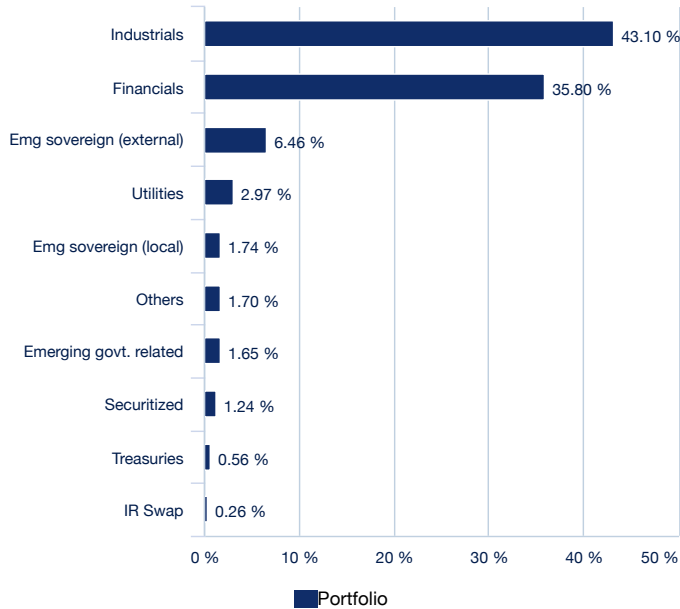
* Includes Credit Default Swaps

BOND

Sector allocation (Source: Amundi)

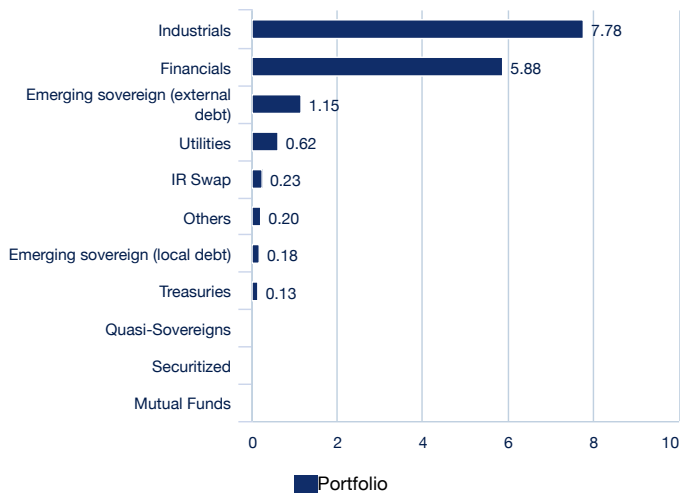
Portfolio breakdown by issuer (Source: Amundi) *

% of assets



* Includes Credit Default Swaps

Spread Weighted Modified Duration (SWMD) (% , source: Amundi) **



** Includes Credit Default Swaps

	% of assets
Industrials	43.10%
Telecom. & technology	7.65%
Consumer staples	7.13%
Media	5.35%
Capital goods	4.46%
Pharmaceuticals & biotechnology	4.22%
Transportation	3.36%
Consumer non-cyclical	2.87%
Energy	2.76%
Automobiles	2.09%
Chemicals	1.70%
Basic materials	1.53%
Financials	35.80%
Banks & building societies	24.20%
Specialised financial	8.60%
Insurers	1.88%
Real Estate	1.11%
Emerging sovereign (external debt)	6.46%
Emerging sovereign (ext debt)	6.46%
Utilities	2.97%
Utilities	2.97%
Emerging sovereign (local debt)	1.74%
Emerging sovereign (local debt)	1.74%
Others	1.70%
Others	1.70%
Quasi-Sovereigns	1.65%
Emerging govt. related : Industrials	1.65%
Securitized	1.24%
Covered bonds	1.24%
Treasuries	0.56%
Treasuries	0.56%
IR Swap	0.26%
IR Swap	0.26%

Includes Credit Default Swaps

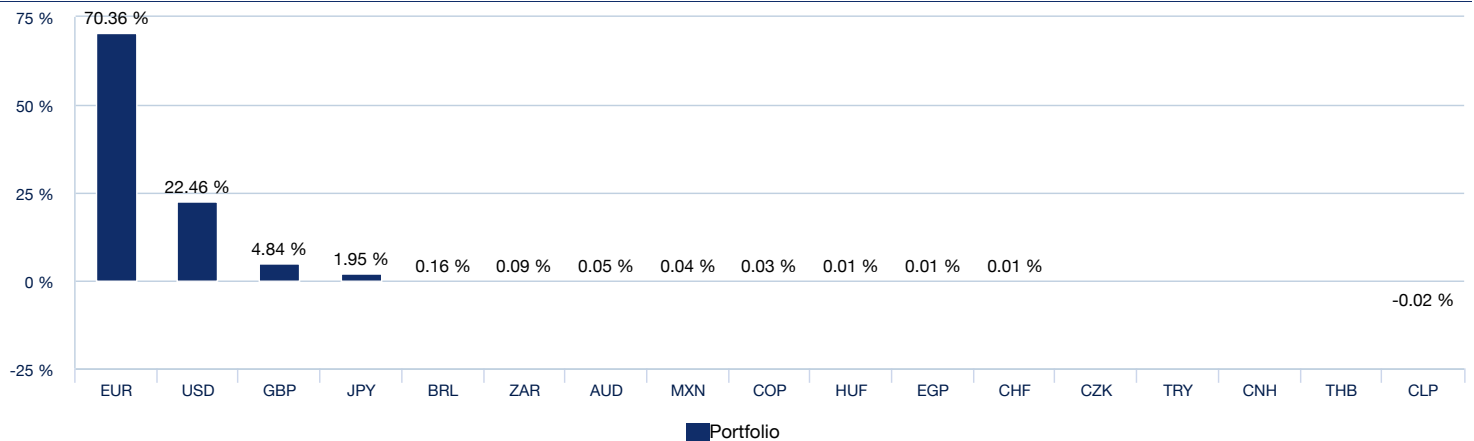
BOND ■

Top 15 issuers (Source: Amundi)

	Sector	Country	% asset *
UNICREDIT SPA	Financials	Italy	3.88%
GRIFOLS SA	Industrials	Spain	3.41%
BANQUE FED.CREDIT MUTUEL	Financials	France	2.09%
DEUTSCHE BANK AG	Financials	Germany	1.98%
ALTICE FRANCE SA/FRANCE	Industrials	France	1.96%
LITHUANIA	Emerging sovereign (local debt)	Lituania	1.74%
CHILE	Emerging sovereign (external debt)	Chile	1.65%
PETROLEOS DE VENEZUELA SA	Quasi-Sovereigns	Venezuela	1.65%
ZIGGO BOND CO BV	Industrials	Netherlands	1.65%
ATENTO LUXCO 1 SA	Financials	Brazil	1.55%
TELEFONICA EUROPE BV	Industrials	Spain	1.55%
INTESA SANPAOLO SPA	Financials	Italy	1.55%
CPI PROPERTY GROUP SA	Financials	Czech Republic	1.47%
ROMANIA	Emerging sovereign (external debt)	Romania	1.42%
YPF SA	Industrials	Argentina	1.34%

* Includes Credit Default Swaps

Top 25 currency risk allocation (% of assets) (Source: Amundi)



BOND ■

Information (Source: Amundi)

Fund structure	ICAV Irish
Management Company	Fineco Asset Management
Fund manager	Amundi UK Ltd
Custodian	BNP PARIBAS SECURITIES SERVICES DUBLIN
Sub-fund launch date	20/08/2018
Share-class inception date	20/08/2018
Sub-fund reference currency	EUR
Share-class reference currency	EUR
Type of shares	Accumulation
ISIN code	IE00BFX3G07
Performance fees	No
Ongoing charges	-
Transaction costs	-
Conversion charge	-
Benchmark index performance record	02/01/2019 : None

Important information

This document is provided for information purposes only and does not constitute a recommendation, a solicitation, an offer, advice or an invitation to purchase or sell any units or shares of the fund (FCP), collective employee fund (FCPE), SICAV, SICAV sub-fund or SICAV investing primarily in real estate (SPPICAV) (collectively, "the Funds") described herein and should in no case be interpreted as such. This document is not a contract or commitment of any form. Information contained in this document may be altered without notice. The management company accepts no liability whatsoever, whether direct or indirect, that may arise from the use of information contained in this document. The management company can in no way be held responsible for any decision or investment made on the basis of information contained in this document. The information contained in this document is disclosed to you on a confidential basis and shall not be copied, reproduced, modified, translated or distributed without the prior written approval of the management company, to any third person or entity in any country or jurisdiction which would subject the management company or any of the funds, to any registration requirements within these jurisdictions or where it might be considered as unlawful. Not all of the funds are systematically registered in all jurisdictions of all investors. Investment involves risk. The past performances shown in this document, and simulations based on these, do not guarantee future results, nor are they reliable indicators of future performance. The value of an investment in units or shares of the funds may fluctuate according to market conditions and cause the value of an investment to go up or down. As a result, fund investors may lose all or part of the capital originally invested. All potential investors in the funds are advised to ascertain whether such an investment is compatible with the laws to which they are subject and the tax implications of such an investment prior to investing, and to familiarise themselves with the legal documents in force for each fund. Concerning mandates, this document is a part of the periodic statement of the management activities of your portfolio and must be read in conjunction with any other periodic statement or notice of confirmation provided by your custodian and related to the transactions of your portfolio. Unless stated otherwise, the management company is the source of the data in this document. The date of the data in this document is that indicated at the top of the document, unless otherwise stated.

This material is solely for the attention of institutional, professional, qualified or sophisticated investors and distributors. It is not to be distributed to the general public, private customers or retail investors in any jurisdiction whatsoever nor to "US Persons". Moreover, any such investor should be, in the European Union, a "Professional" investor as defined in Directive 2004/39/EC dated 21 April 2004 on Markets In Financial Instruments ("MiFID") or as the case may be in each local regulations and, as far as the offering in Switzerland is concerned, a "Qualified Investor" within the meaning of the provisions of the Swiss Collective Investment Schemes Act of 23 June 2006 (CISA), and its implementing Ordinance of 22 November 2006 (CISO) and the FINMA's 2013/9 on distribution within the meaning of the legislation on Collective Investment. In no event may this material be distributed in the European Union to non "Professional" investors as defined in the MiFID or in each local regulation, or in Switzerland to investors who do not comply with the definition of "qualified investors" as defined in the applicable legislation and regulation.