

KBI DEVELOPED EQUITY FUND - EURO CLASS H

FACTSHEET

Marketing
Communication

31/03/2025

EQUITY ■

Article 8 ■

Key Information (Source: Amundi)

Net Asset Value (NAV) : **29.03 (EUR)**
NAV and AUM as of : **31/03/2025**
Assets Under Management (AUM) : **386.53 (million EUR)**
ISIN code : **IE00B589V552**
Bloomberg code : **KBIDEEH**
Morningstar Overall Rating © : **3**
Morningstar Category © : **GLOBAL EQUITY INCOME**
Number of funds in the category : **1118**
Rating date : **31/03/2025**
Benchmark : **100% MSCI WORLD**

Objective and Investment Policy

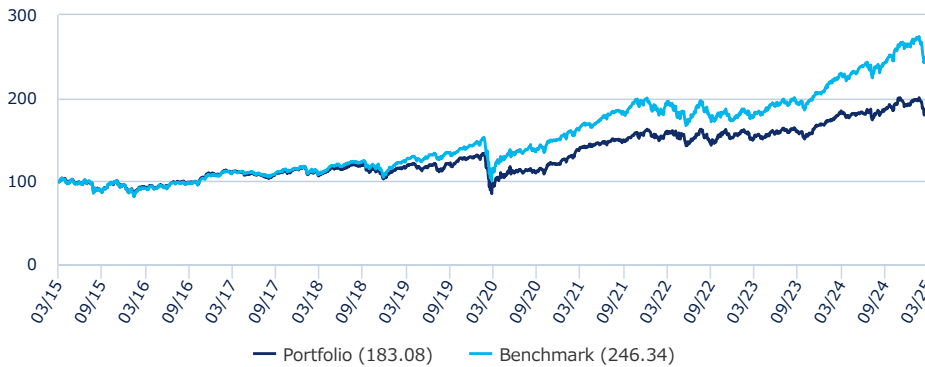
The aim of the Fund is to achieve long-term capital growth by investing in the shares of companies with an above average dividend pay-out. The Fund is measured against the MSCI World Index.

The Fund will invest primarily in shares of companies listed or trading on the major worldwide stock exchanges and that pay out above average dividends.

The Fund is considered to be actively managed in reference to the MSCI World Index by virtue of the fact that it seeks to outperform the Index and it uses the Index as a universe from which to select securities. The majority of the Fund's securities may be components of and may have similar weightings to the Index, however the Investment Manager will use its discretion to invest in securities or sectors not included in the Index in order to take advantage of investment opportunities. The investment strategy will restrict the extent to which the Fund's holdings may deviate from the Index which may be limited. This is likely to influence the extent to which the Fund can outperform the Index.

Returns (Source: Fund Admin) - Past performance does not predict future returns

Performance evolution (rebased to 100) from 31/03/2015 to 31/03/2025* (Source: Fund Admin)



Risk Indicator (Source : Fund Admin)



Lower Risk Higher Risk
⚠ The risk indicator assumes you keep the product for 5 years.

The summary risk indicator is a guide to the level of risk of this product compared to other products. It shows how likely it is that the product will lose money because of movement in the markets or because we are not able to pay you.

We have classified this product as 4 out of 7, which is "a medium" risk class. This rates the potential losses from future performance at a medium level, however poor market conditions could impact the ability to provide a positive return on your investment.

The Risk Factors applicable to the Fund are liquidity risk, counterparty risk, currency risk, operational risk and interest rate risk.

Rolling performances * (Source: Fund Admin)

	YTD	1 month	3 months	1 year	3 years	5 years	10 years	Since
Since	31/12/2024	28/02/2025	31/12/2024	28/03/2024	31/03/2022	31/03/2020	31/03/2015	17/01/2013
Portfolio	-4.39%	-6.66%	-4.39%	-0.87%	16.58%	88.57%	83.08%	190.29%
Benchmark	-5.86%	-8.01%	-5.86%	7.05%	28.25%	114.53%	146.34%	302.18%
Spread	1.47%	1.35%	1.47%	-7.92%	-11.67%	-25.96%	-63.26%	-111.89%

The following information is additional to, and should be read only in conjunction with, the performance data presented above.

Calendar year performance * (Source: Fund Admin)

	2024	2023	2022	2021	2020	2019	2018	2017	2016	2015
Portfolio	14.09%	10.45%	-5.47%	32.44%	-5.16%	22.71%	-8.78%	6.05%	12.27%	7.23%
Benchmark	26.60%	19.60%	-12.78%	31.07%	6.33%	30.02%	-4.11%	7.51%	10.73%	10.42%
Spread	-12.51%	-9.14%	7.30%	1.38%	-11.49%	-7.31%	-4.67%	-1.46%	1.54%	-3.19%

* Source: Fund Admin. The above results pertain to full 12-month period per calendar year. All performances are calculated net income reinvested and net of all charges taken by the Sub-Fund and expressed with the round-off superior. The value of investments may vary upwards or downwards according to market conditions.

© 2025 Morningstar. All Rights Reserved. The information, data, analyses and opinions ("Information") contained herein: (1) include the proprietary information of Morningstar and Morningstar's third party licensors; (2) may not be copied or redistributed except as specifically authorised; (3) do not constitute investment advice; (4) are provided solely for informational purposes; (5) are not warranted to be complete, accurate or timely; and (6) may be drawn from fund data published on various dates. Morningstar is not responsible for any trading decisions, damages or other losses related to the Information or its use. Please verify all of the Information before using it and don't make any investment decision except upon the advice of a professional financial adviser. Past performance is no guarantee of future results. The value and income derived from investments may go down as well as up.

The decision of the investor to invest in the promoted fund should take into account all the characteristics or objectives of the fund. There is no guarantee that ESG considerations will enhance a fund's investment strategy or performance. The funds promoted environmental or social characteristics, but does not have as its objective a sustainable investment. Please refer to the Amundi Responsible Investment Policy and the Amundi Sustainable Finance Disclosure Statement available at [Amundi.com/legal-documentation](https://amundi.com/legal-documentation). For more product-specific information, please refer to the Prospectus and the Fund's Pre-contractual Document (PCD) available at [Amundi.com](https://amundi.com).

EQUITY ■

Meet the Team



Gareth Maher

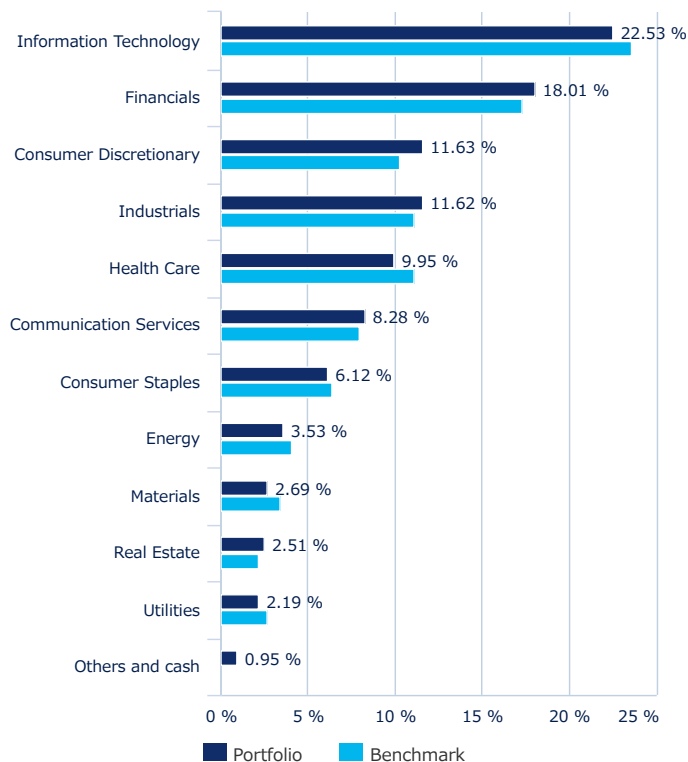
Head of Portfolio Management, Global
Equity Strategies

Risk analysis (rolling) (Source: Fund Admin)

	1 year	3 years	5 years	10 years
Portfolio volatility	12.38%	13.14%	13.67%	15.02%
Benchmark volatility	13.44%	13.88%	14.23%	15.40%
Ex-post Tracking Error	6.62%	5.37%	5.53%	6.72%
Portfolio Information ratio	-1.25	-0.65	-0.55	-0.48
Sharpe ratio	-0.38	0.17	0.92	0.39
Beta	0.80	0.87	0.89	0.88

Portfolio Breakdown (Source: Amundi group)

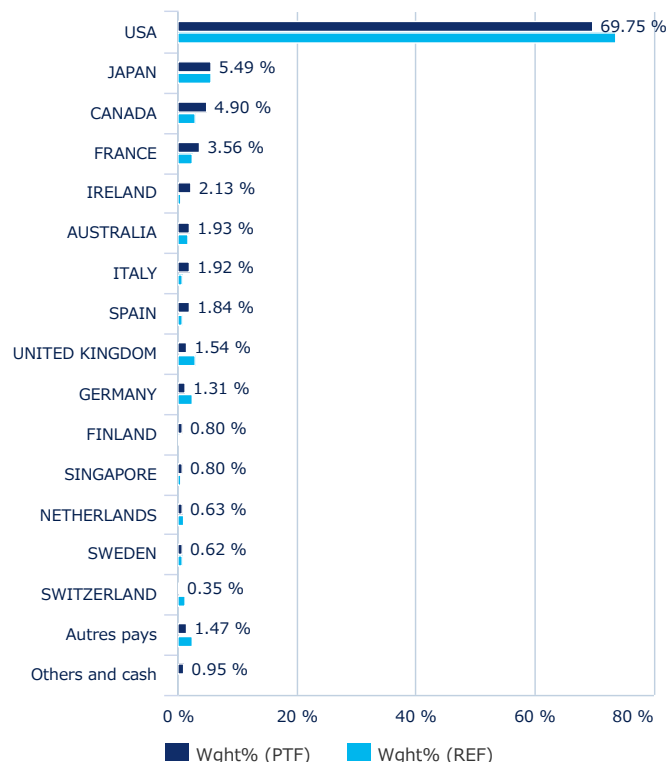
Sector breakdown (Source: Amundi)



Performance analytics (Source: Fund Admin)

	Inception to date
Maximum drawdown	-36.35%
Recovery period (days)	350
Worst month	03/2020
Lowest return	-16.54%
Best month	10/2015
Highest return	10.96%

Geographical breakdown (Source: Amundi)



Main overweights (% assets, source: Amundi)

	PORTFOLIO	BENCHMARK	SPREAD (P - B)
DARDEN RESTAURANTS INC	2.06%	0.04%	2.02%
CIGNA GROUP/THE	2.13%	0.13%	2.00%
QUALCOMM INC	2.22%	0.25%	1.97%
VALERO ENERGY CORP	2.03%	0.06%	1.97%
OMNICOM GROUP INC	1.95%	0.02%	1.92%
LAM RESEARCH CORP	2.05%	0.14%	1.92%
JOHNSON & JOHNSON	2.47%	0.58%	1.89%
BANK OF NOVA SCOTIA	1.97%	0.09%	1.89%
INTERPUBLIC GROUP OF COS INC	1.90%	0.01%	1.88%
CISCO SYSTEMS INC	2.22%	0.36%	1.87%
TOTAL	21.00%	1.67%	19.33%

The holdings listed should not be considered recommendations to buy or sell any particular security listed.

Main underweights (% assets, source: Amundi)

	PORTFOLIO	BENCHMARK	SPREAD (P - B)
APPLE INC	-	4.80%	-4.80%
NVIDIA CORP	-	3.94%	-3.94%
AMAZON COM INC	-	2.67%	-2.67%
ALPHABET INC	-	2.46%	-2.46%
META PLATFORMS INC	-	1.84%	-1.84%
TESLA INC	-	1.12%	-1.12%
BROADCOM INC	-	1.10%	-1.10%
BERKSHIRE HATHAWAY INC	-	1.03%	-1.03%
JPMORGAN CHASE & CO	-	1.00%	-1.00%
ELI LILLY & CO	-	0.97%	-0.97%
TOTAL	-	20.94%	-20.94%

The holdings listed should not be considered recommendations to buy or sell any particular security listed.

The fund is actively managed; sector allocations will vary over periods and do not reflect a commitment to an investment policy or sector.

EQUITY ■

Top ten issuers (% assets, source: Amundi)

	PORTFOLIO
MICROSOFT CORP	3.44%
JOHNSON & JOHNSON	2.47%
QUALCOMM INC	2.22%
CISCO SYSTEMS INC	2.22%
CIGNA GROUP/THE	2.13%
DARDEN RESTAURANTS INC	2.06%
LAM RESEARCH CORP	2.05%
VALERO ENERGY CORP	2.03%
ACCENTURE PLC	2.03%
BANK OF NOVA SCOTIA	1.97%
TOTAL	22.63%

The holdings listed should not be considered recommendations to buy or sell any particular security listed.

Information (Source: Amundi)

Fund structure	ICAV
Applicable law	Irish
Management Company	Amundi Ireland Limited
Fund manager	KBI GLOBAL INVESTORS LTD
Custodian	Northern Trust Fiduciary Services (Ireland) Limited
Share-class inception date	17/01/2013
Share-class reference currency	EUR
Type of shares	Accumulation
ISIN code	IE00B589V552
Minimum first subscription / subsequent	-
Frequency of NAV calculation	Daily
Dealing times	Orders received each day D day before 11:00
Entry charge (maximum) *	0.00%
Max. direct annual management fees (taxes incl.)	-
Performance fees	No
Exit charge (maximum) *	0.00%
Ongoing Charge (%)	0.75% (realized) - 16/01/2013
Minimum recommended investment period	5 years
Benchmark index performance record	08/12/2010 : 100.00% MSCI WORLD

Sub-Fund Statistics (Source: Amundi)

Total portfolio holdings

173

The costs information in this report may not be exhaustive and the Fund may incur other expenses. For further information on costs, charges and other expenses, please refer to the Prospectus and the PRIIPS KID available at [Amundi.com](#) or <https://www.amundi.lu/professional>

EQUITY ■

Important information

Issued by Amundi Asset Management, SAS. KBI DEVELOPED EQUITY FUND (the "Fund"), is a sub-fund of KBI Funds ICAV, an open-ended umbrella type Irish collective asset-management vehicle ("ICAV") with limited liability and segregated liability between its sub-funds. The ICAV is registered and authorised by the Central Bank of Ireland to carry on business as an ICAV, pursuant to Part 2 of the Irish Collective Asset-management Vehicles Act, 2015 and an undertaking for collective investment in transferable securities pursuant to the European Communities (Undertakings for Collective Investment in Transferable Securities) Regulations, 2011 (S.I. No. 352 of 2011) (as amended). The management company of the ICAV is Amundi Ireland Limited, 1 George's Quay Plaza, George's Quay Dublin 2, Ireland, being hereinafter referred to as "Amundi".

This is a marketing communication. Please refer to the Prospectus / information document and to the PRIIPs Key Information Document (**PRIIPs KID**) before making any final investment decisions.

This material is for information purposes only, is not a recommendation, financial analysis or advice, and does not constitute a solicitation, invitation or offer to purchase or sell the Fund in any jurisdiction where such offer, solicitation or invitation would be unlawful.

This information is not for distribution and does not constitute an offer to sell or the solicitation of any offer to buy any securities or services in the United States or in any of its territories or possessions subject to its jurisdiction to or for the benefit of any U.S. Person (as defined in the prospectus of the Fund). The Fund have not been registered in the United States under the Investment Company Act of 1940 and units of the Funds are not registered in the United States under the Securities Act of 1933. Accordingly, this material is for distribution or to be used solely in jurisdictions where it is permitted and to persons who may receive it without breaching applicable legal or regulatory requirements, or that would require the registration of Amundi or its affiliates in these countries.

Please note that the management company may de-notify arrangements made for marketing as regards units/shares of the Fund in a Member State of the EU in respect of which it has made a notification.

Investment involves risk. The decision of an investor to invest in the Funds should take into account all the characteristics or objectives of the Funds. **Past performance does not predict future results.** Investment return and the principal value of an investment in the Fund may go up or down and may result in the loss of the amount originally invested. All investors should seek professional advice prior to any investment decision, in order to determine the risks associated with the investment and its suitability. It is the responsibility of investors to read the legal documents in force in particular the current prospectus of the Fund. Subscriptions in the Fund will only be accepted on the basis of their latest prospectus and/or, as applicable, the PRIIPs KID available in local language in EU countries of registration. A summary of information about investors rights' and collective redress mechanisms can be found in English on the regulatory page at <https://about.amundi.com/Metanav-Footer/Footer/Quick-Links/Legal-documentation>.

For KBI Funds ICAV information on sustainability-related aspects (if applicable) can be found at <https://www.kbiglobalinvestors.com/sfdr-icavproduct-info/>

The information in this document is as at the date shown at the top of the document, except where otherwise stated.

© 2025 Morningstar. All Rights Reserved. The information contained herein: (1) is proprietary to Morningstar and/or its content providers; (2) may not be copied or distributed; (3) are not warranted to be accurate, complete or timely. Neither Morningstar nor its content providers are responsible for any damages or losses arising from any use of this Information.

Investors should read the Prospectus and the PRIIPs KID before deciding to invest in the Fund. The Prospectus and the PRIIPs KID, which together with the latest annual and semi-annual reports (if any) may be obtained, free of charge, at the registered office of the Fund (3rd Floor, 2 Harbourmaster Place, IFSC Dublin 1, D01 X5P3, Ireland), at our website via the following link <https://www.kbiglobalinvestors.com/fund-centre/europe/kbi-institutional-fund-icav/> or from the Fund's authorised distributors. Subscriptions in the Fund will only be accepted on the basis of the latest Prospectus available in English.

The source of the data contained in this document is Amundi, unless otherwise stated.

This document is designed exclusively for institutional, professional, qualified or sophisticated investors and distributors. It is not meant for the general public or private clients of any jurisdiction or those qualified as 'US Persons'. Approved investors in regard to the European Union are those which are defined as "Professional" investors in Directive 2004/39/EC of 21 April 2004 "MiFID" or, as the case may be, as defined under each local legislation and, insofar as the offer in Switzerland is concerned, "qualified investors" as set forth in the federal Law on Collective Investments (LPCC), the Ordinance on collective investments of 22 November 2006 (OPCC) and the FINMA 08/8 Circular regarding the legislation on collective investments of 20 November 2008. This document shall not, under any circumstance, be sent within the European Union to non "Professional" investors as defined by the MFI or under each local legislation, or in Switzerland to those investors which are not defined as "qualified investors" in the applicable law and regulations.